



Community Safety Officers

Our Community Safety Team is committed to reduce the incidence of illegal parking around all schools within our jurisdiction through active patrols.

In our experience when school staff are actively engaged in monitoring traffic and students with a visible presence, in the designated drop off and pick up areas, we see a greater level of cooperation from motorists in complying with parking and safety requirements.

Please contact Community Safety on 8408 1151 to discuss options for managing parking around your school.

5 Helpful Tips for School Zones

As parents and caregivers we have a great responsibility to ensure children stay safe in school zones. We also play a key role in educating children about road safety.

Here are 5 helpful tips for safety in school zones.

1. Allow enough time to take your child to the school gate safely and without rushing.
2. Always observe parking signs and speed limits in and around school zones. They are designed to keep your child safe.
3. Talk about signs and traffic lights with your child. Identify and discuss places where it is safe to get out of the car and cross the road.
4. Teach your child how to cross the road using the 'stop, look and listen' process – stop at the kerb, look and listen for traffic and then decide whether it is safe to cross.
5. Park a few streets away and walk your child to school. This is also good exercise and helps teach your child road safety rules.

Behaviours To Avoid

- › Speeding
- › Double parking
- › Parking too close to an intersection
- › Parking across driveways
- › Parking too close to pedestrian crossings



For Further information:
City of Charles Sturt
Community Safety Team
P: 8408 1111

E: council@charlessturt.sa.gov.au

SCHOOL SAFETY PROGRAM



The City of Charles Sturt has implemented a comprehensive traffic management and parking scheme in the streets surrounding your child's school to help make it a safe place.

Going against the road rules places not only your child's life at risk, but those of others. Tragedies can occur if care is not taken to abide by these rules.



School Safety Program

Due to the chaotic nature of traffic around schools at peak times, streets can be an extremely dangerous place for children.

Young children have not yet fully developed their cognitive abilities and therefore their perception, judgement and awareness of potentially dangerous situations is not adequately developed to enable them to cope with the road environment.

Children are not easily visible and often act impulsively, which means if you are driving around a school, you must follow the road rules and take special care, to ensure we keep our children safe.

The City of Charles Sturt recognises the need to ensure the safety and convenience of pedestrians, motorists and businesses. To this end we have developed a structured parking policy and one of our priority areas is maintaining safety around schools.

The majority of schools have specific areas set aside in the close vicinity of school entrances that either prohibit parking or restrict the time that a vehicle can stay in the area. These zones are designed to ensure the safety of the school students and parents who are entering and exiting the school during the busy periods at the beginning and end of each school day.

Unfortunately a minority of motorists choose to ignore their responsibility to the community and park illegally in these restricted zones. It is this minority who by their actions endanger the safety of the rest of the community. Council Officers do conduct regular patrols around schools and may issue expiation notices to vehicles illegally parked.

Remember that children copy grown-ups – encourage good road sense by watching them closely and leading by example.

Common Parking Restrictions

Below are some explanations of signs that are placed around schools to ensure your child stays safe.



No Parking

You may use this area for Drop off and pick up only, for a maximum of 2 minutes. You must not queue or wait here. The driver must remain with the vehicle.

Kiss and Drop zones are generally near the school gates and are a 'No Parking' area. Schools only have limited bays and at times cannot accommodate all parents collecting their children.

Here are some key reminders when entering a Kiss and Drop:

- Parents must remain with their vehicles at all times
- Parents cannot park/stop for more than 2 minutes
- Be mindful of others who are also dropping off their children
- Keep an eye out for children crossing the road when exiting the Kiss and Drop zone



No Stopping

Drivers must not stop on a length of road to which this restriction applies, even if you are stopping for a short period to pick up a child. Stopping in these areas may cause traffic build up and congestion and most importantly limit vision for on-coming vehicles, creating a safety hazard to pedestrians and other drivers.

Yellow Lines

An unbroken yellow kerb line is a no stopping line and therefore the same rules apply as for a 'No Stopping' sign.

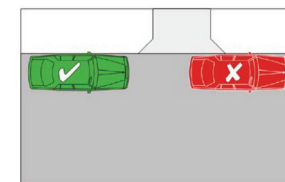


Bus Zone Signs

You must not stop within a bus zone at any time. This zone is only available to public buses.

Parking On or Across a Driveway

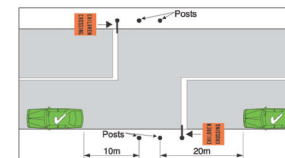
Vehicles parking across driveways can inconvenience nearby residents and result in complaints to Council and the School, particularly when they wish to enter or leave their property and cannot do so because a vehicle is parked across it. Vehicles are not to park in such a manner so as to restrict any part of a driveway. This act can also result in blocking pedestrian access.



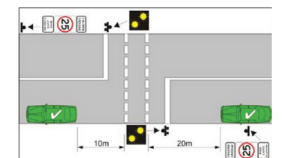
Blocking a driveway

Stopping on or near a Children's Crossing

This offence occurs when a driver stops within 20 metres of the approach side of the crossing and 10 metres on the departure side.



Example 1 - measurement of distance - children's crossing with red and white posts



Example 2 - measurement of distance - children's crossing with 2 parallel continuous or broken lines